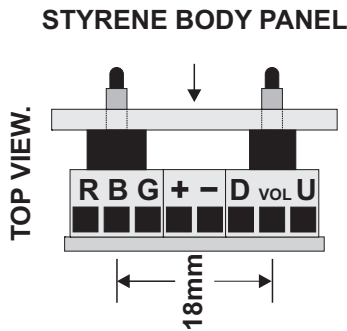




# WIRING THE *CLASSIC* OM-PnP ESC With Hobby King R/C

PLEASE NOTE. THE LIGHTING OUTPUTS ON THE OM-PnP ARE PRE-WIRED VIA THE PINS ON THE ESC.

Please see the sound system brand specific instructions for how to wire a sound system.  
[http://www.beltrc.com/index.php?page\\_id=1332](http://www.beltrc.com/index.php?page_id=1332)



## TWO VIEWS OF THE # BIK-U+V KIT PCB

CONNECT THE RED & BLACK WIRES TO:  
THE **ARISTOCRAFT** BATTERY CONNECTORS  
AT THE SMALL PCB IN THE U CHANNEL AT  
THE REAR. **N.B. POLARITY IS IMPORTANT.**  
THE **BACHMANN** TERMINALS MARKED "BAT".

