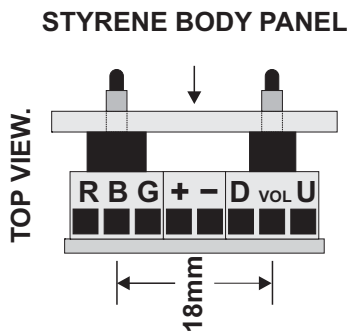




# WIRING THE *CLASSIC* OM-PnP ESC with SPEKTRUM DX5e

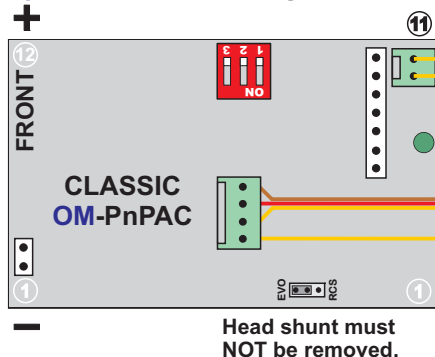
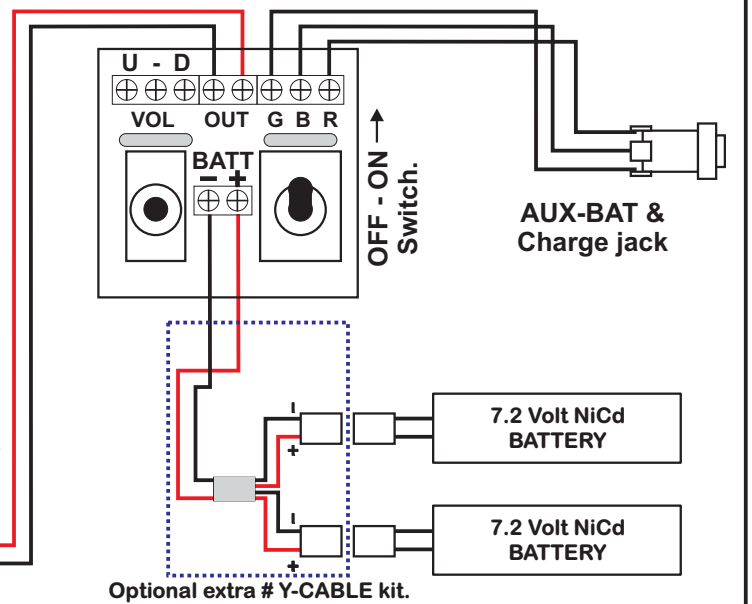
PLEASE NOTE. THE LIGHTING OUTPUTS ON THE OM-PnPPAC ARE PRE-WIRED VIA THE PINS ON THE ESC.

Please see the sound system brand specific instructions for how to wire a sound system.  
<http://www.beltr-rc.com/p1332-Instructions.html>



## TWO VIEWS OF THE # BIK-U+V KIT PCB

CONNECT THE RED & BLACK WIRES TO:  
THE **ARISTOCRAFT** BATTERY CONNECTORS  
AT THE SMALL PCB IN THE U CHANNEL AT  
THE REAR. **N.B. POLARITY IS IMPORTANT.**  
THE **BACHMANN** TERMINALS MARKED "BAT".



Head shunt must NOT be removed.

Three wire cable.  
Ensure plugs are correctly located.  
**Orange** wire to the middle.



SHORT ANTENNA

LONG ANTENNA